



EXTENT OF
CHILD LABOUR
IN THE NATIONAL CAPITAL
TERRITORY OF DELHI
AND THEIR
SAFETY



SATYARTHI

KAILASH SATYARTHI CHILDREN'S FOUNDATION

EXTENT OF
CHILD LABOUR
IN THE NATIONAL CAPITAL
TERRITORY OF DELHI
AND THEIR
SAFETY

Report Prepared by Kailash Satyarthi Institute for Children

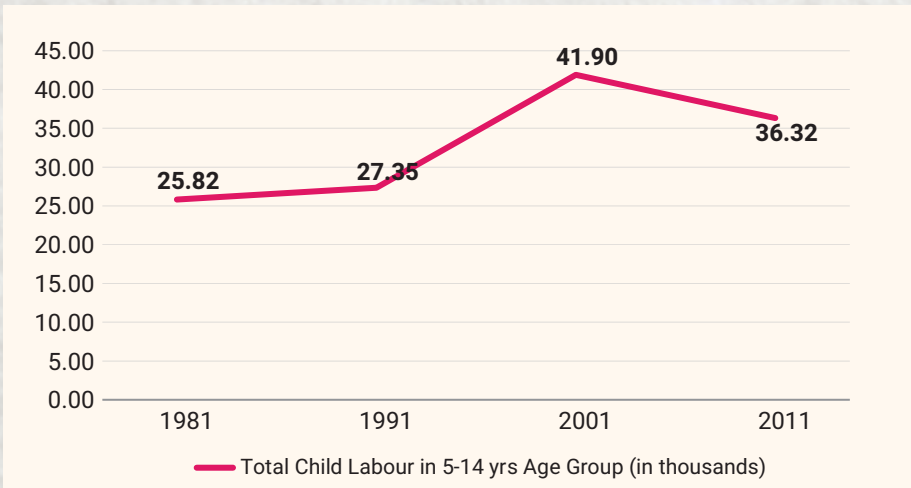
Copyright © Kailash Satyarthi Children's Foundation, 2019

Kailash Satyarthi Children's Foundation
23, Friends Colony West New Delhi – 110065
Telephone: +91 11 47511111
Website: www.satyarthi.org.in

Context

According to Census of India 2011, around 36 thousand children were working as Child labour in Delhi. The estimated number of child labour reported in Delhi since last four Census decades reveals that there was an increasing trend in number of child labour cases since 1981 to 2001. However, there was a marginal reduction in the number observed in 2011.

Figure 1 Child Labour Trend in Delhi Since 1981 to 2011



Rescue of Children from Labour

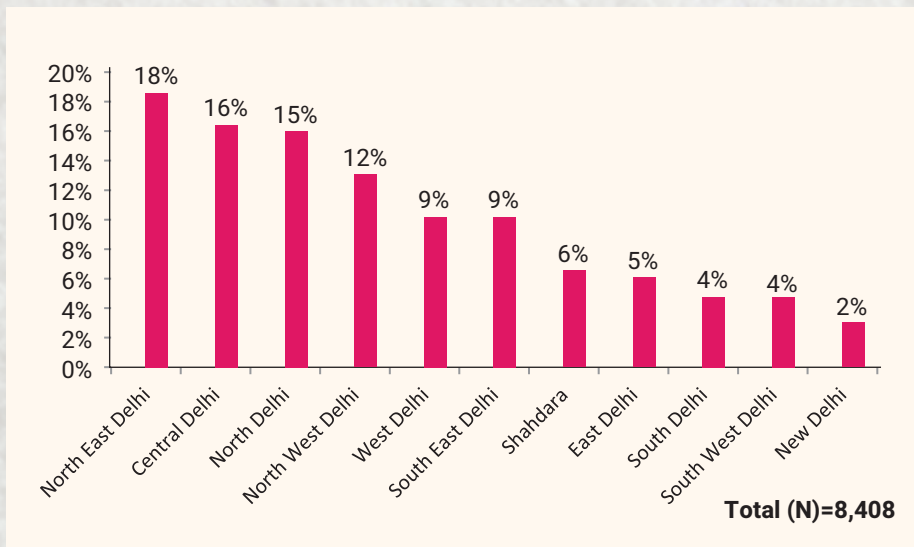
In order to rescue the children from labour situation the Bachpan Bachao Andolan (BBA), a sister organisation of the Kailash Satyarthi Children's Foundation (KSCF), has been working consistently since last four decades. The BBA has successfully rescued over 90,000 victims of child labour and bondage since 1980. One of its reports shows that three fourths of the total bonded labourers rescued by BBA are children under 14 years¹ of age.

1. Status of Rehabilitation of Rescued Bonded Labourers: Analysis of Data with Bachpan Bachao Andolan (2010-2014), 2015, BBA

The district wise percentage distribution of children rescued in Delhi by BBA since 2005 is presented in Figure 2 below.

- **Maximum percent of children were rescued from the North East Delhi (18%) followed by Central Delhi (16%) and North Delhi (15%).**
- **Districts from where minimal percent of children were rescued are New Delhi (2%), South West Delhi (4%) and South Delhi (4%).**

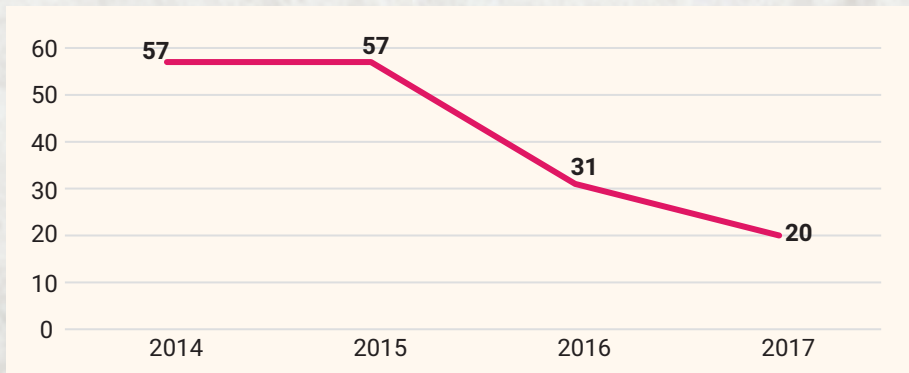
Figure 2 Percentage Distribution of Rescued Children in Delhi by District



Note: Analysis pertains to children rescued from illegal industries only

Despite of the anecdotal evidence that the problem of child labour continues to persist in Delhi, Government data shows that the total number of cases registered under Child labour (Prohibition and Regulation) Act, 1986 is reducing every year. The trend in registration of total child labour cases in Delhi since 2014 is presented in Figure 3. Merely, 20 cases of child labour were registered in Delhi during 2017 which is abysmally low in comparison to the number of children rescued from different factories in Delhi.

Figure 3 Trend in Number of Cases Registered in Delhi under Child Labour (Prohibition and Regulation) Act, 1986

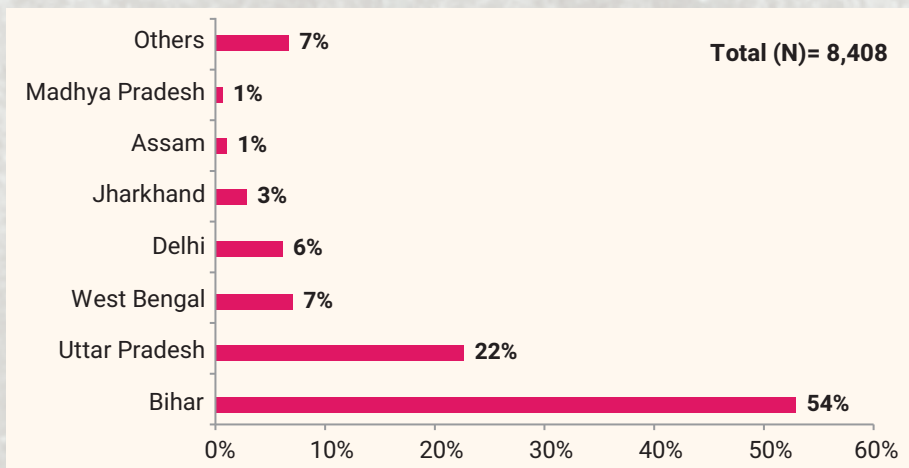


Source: National Crime Records Bureau, Ministry of Home Affairs, Govt. of India

Analysis of data reveals that the children rescued in Delhi belonged to different state and they had been forced to migrate in search of livelihood. Figure 4 presents the state wise distribution of children by their native state. Children mostly from underdeveloped and thickly populated states migrates to Delhi in search of work.

- **More than half (54%) of the children rescued were found to be from Bihar.**
- **More than one fifth (22%) children were from Uttar Pradesh.**

Figure 4 Percentage Distribution Rescued Children in Delhi by their Native State



Note: Analysis pertains to children rescued from illegal industries only

Extent of Illegal Industries and its sealing

A report published by Press Trust of India in Aug 2018, claimed that the National Green Tribunal had directed the Central Pollution Control Board (CPCB) to constitute a committee to enquire about the status of 51,837 industries in the national capital which were allegedly running in residential areas without requisite approvals.

The report had said that Delhi State Industrial and Infrastructure Development Corporation (DSIIDC) had listed 51,837 units operating from non-conforming/residential areas and asked the three municipal corporations to initiate action against them.

It may be pointed out that there are notified industrial areas in Delhi. Apart from these there are many residential areas in Delhi where illegal industries are operating and flourishing day by day. Percentage of the children rescued by BBA from the illegal industries running in residential areas and children rescued from notified industrial area are presented in Figure 5. It is evident from the data that almost all children were rescued from the industries operating illegally in residential areas.

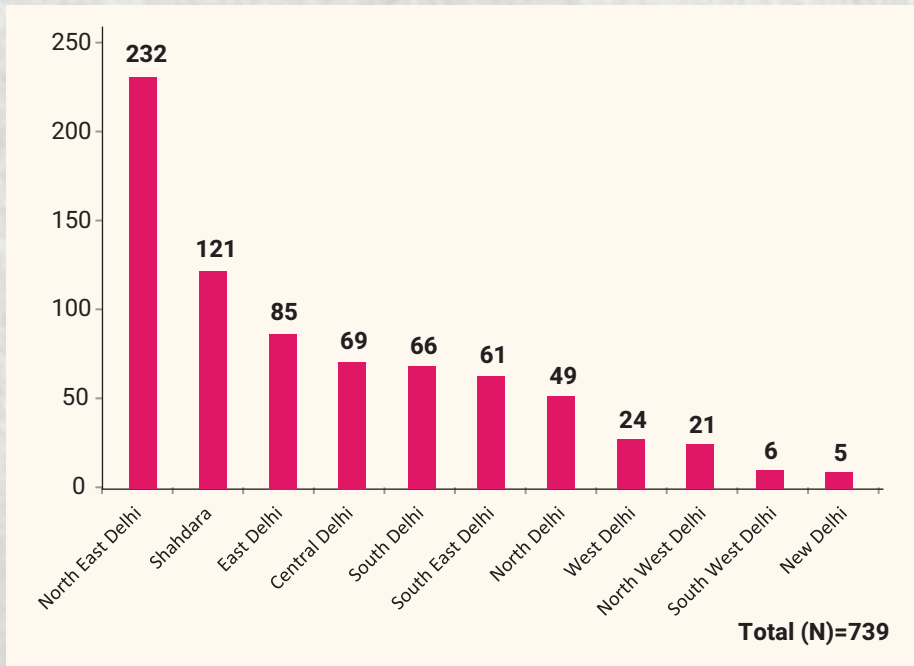
Figure 5 Proportion of Children Rescued from Notified Industrial Area and Illegal Industries Running in Residential Areas



It is important to mention here that children rescued from different factories under Child Labour (Prohibition and Regulation) Act 1986, were sealed by the district law enforcement agencies post rescue operations. A total of 739 factories have been sealed post rescue operation by BBA in Delhi. Figure 6 presents the district wise number of factories sealed in Delhi.

- **In North-East Delhi 232 factories were sealed which constitutes almost one third of the total number of illegal factories sealed because of BBA's intervention.**
- **About 121 factories were sealed in Shahdara (121) followed by and East Delhi (85).**
- **In Central and South Delhi 69 and 66 factories respectively were sealed.**

Figure 6 Number of factories sealed in Delhi Post Rescue Operations District wise



Note: Analysis pertains to children rescued from illegal industries only

Estimated Number of Children Working in Illegal Industries

In this section of the report an attempt has been made to estimate the approximate number of children who may be currently working in the illegal industries of Delhi. The estimation is based on the assumption of average number of children rescued per industry during the operations carried out by BBA and is based on the assumption that incidence of child labour in all illegal industrial units is the same as the average number of child labours rescued by BBA from the industrial units raided by it along with Delhi administration. Further, the estimation of Delhi State Industrial and Infrastructure Development Corporation (DSIIDC) of Illegal industries operating in Delhi has been used to derive the total number of children engaged in labour.

The detailed calculation is as follows:

	Average No. of Children	DSIIDC Estimated Illegal industries operating in Delhi	Estimated number of children at risk
Average No. of Children rescued per industry since May, 2011	2.3	51,837	119,225
Average No. of Children rescued per industry since July, 2016	2.2		114,041

Even if we downsize the estimated number of child labour it can be safely inferred that the number of child labour working in the illegal industrial units of NCT Delhi is in the vicinity of one lakh, which undoubtedly a very large number.


Conclusions


The data shows that the problem of illegal industries running in residential areas without requisite approvals continues to persist and has a fairly large dimension. These industries are run on a shoe string budget. To cut costs, they indulge in tax avoidance and employ child labour at low wages, who come all the way from their native places to earn bread and butter for themselves and for their families. These children are made to work in cramped and unsanitary conditions for long hours so as to maximize the output.


Running of industrial units without due inspections and approvals in residential areas with children working in these units, is not only hazardous but is also a violation of the various laws as also the human rights of these child laborers. The concerned governments are requested to pay immediate attention to this very important human rights issue and work towards a child labor free Delhi, our National Capital.




KAILASH SATYARTHI CHILDREN'S FOUNDATION

 @KSCFIndia

 /KSCFIndia

 /KSCFIndia

 info@satyarthi.org